

HOMETEAM™

TABLES

TRAINING TABLES FOR ATHLETES EVERYWHERE

by Clinton Industries



SEATING AND ACCESSORIES

HOMETEAMTM TABLES

TRAINING TABLES FOR ATHLETES EVERYWHERE

by Clinton Industries

Clinton Industries believes it's time to cheer on athletes everywhere.

So we've used our 45 years of expertise in the design and manufacture of durable medical tables and equipment to develop HomeTeam Tables for the sports market. Because we believe every athlete should have access to quality equipment, we've made our equipment and accessories affordable for everyone — small colleges, universities and even high schools. And we've designed them to stand up to the rigors of sports—season after season.

HomeTeam Tables are a win on design, a win on durability and a win on price, and that is a pretty good start to any season.





No one likes riding the bench, but when it's time to sit, you can count on HomeTeam Tables to provide you with the comfortable height adjustable stools and chairs for your athletic facility. Plus, we also have all the accessories to make your training room complete. Products like: durable, utility carts, taping carts, hampers, step stools and more. We're a team player, and HomeTeam Tables has everything you need to make every season a success.



SPECIFICATIONS

Seat Diameter	Base Diameter	Height Range
14"	19.5"	18.5"-25.5"

2102

Chrome Base Stool

- Round foot ring
- 1" diameter, S-style, all-welded frame
- Firm polyfoam padding
- 4" thick seat for extra comfort
- 2" rubber wheel, ball bearing casters
- Solid steel, machine screw adjustment
- 19.5" diameter base
- Cover cap conceals top welds
- Seat is mounted to a 6" x 6" steel base
- Premium, stain resistant, woven, knit-backed vinyl upholstery
- 250 lbs. load capacity under normal use



SPECIFICATIONS

Seat Diameter	Base Diameter	Height Range
16"	24"	19"-24"

2135

Black Base, 5-Leg, Pneumatic Stool

- One-piece, American-made, Black, nylon base
- Full size diameter top and base for comfort and stability
- 5-leg design for greater stability
- Firm polyfoam padding
- 4" thick seat for extra comfort
- 2.5" dual wheel casters
- Single lever, pneumatic height adjustment
- All seats have 3/4" thick solid plywood base
- Premium, stain-resistant, woven, knit-backed, vinyl upholstery
- Knock-down design saves on shipping
- Easy, no tools required assembly
- Customizable with options
- 250 lbs. load capacity under normal use



SPECIFICATIONS

Seat Diameter	Base Diameter	Height Range
16"	24"	19"-24"

2135-21

Black Base, 5-Leg, Pneumatic Stool with Backrest

- One-piece, American-made, Black, nylon base
- Full size diameter top and base for comfort and stability
- 5-leg design for greater stability
- Firm polyfoam padding
- Comfortable backrest
- 4" thick seat for extra comfort
- 2.5" dual wheel casters
- Single lever, pneumatic height adjustment
- All seats have 3/4" thick solid plywood base
- Premium, stain-resistant, woven, knit-backed, vinyl upholstery
- Knock-down design saves on shipping
- Easy, no tools required assembly
- Customizable with options
- 250 lbs. load capacity under normal use

! WARNING: This product can expose you to chemicals, including chromium, which is known to the State of California to cause cancer or reproductive toxicity. For more information go to www.P65Warnings.ca.gov.



SPECIFICATIONS

Seat Diameter	Base Diameter	Height Range
16"	23"	19"-24"

2155

5-Leg Pneumatic Stool

- Premium, 23" die cast, aluminum base with satin finish top
- 5-leg design for greater stability
- Full size diameter top and base for comfort and stability
- 4" thick seat for extra comfort
- Black hooded, dual wheel, nylon casters
- Pneumatic height adjustment
- All seats have 3/4" thick solid plywood base
- Lever controls height
- Knock-down design saves on shipping
- Easy, no-tools required assembly
- Premium, stain-resistant, woven, knit-backed vinyl upholstery
- 250 lbs. load capacity under normal use



SPECIFICATIONS

Seat Diameter	Base Diameter	Height Range
16"	23"	19"-24"

2155-21

5-Leg Pneumatic Stool with Backrest

- Premium, 23" die cast, aluminum base with satin finish top
- 5-leg design for greater stability
- Full size diameter top and base for comfort and stability
- Comfortable, padded backrest
- 4" thick seat for extra comfort
- Black hooded, dual wheel, nylon casters
- Pneumatic height adjustment
- All seats have 3/4" thick solid plywood base
- Lever controls height
- Knock-down design saves on shipping
- Easy, no-tools required assembly
- Premium, stain-resistant, woven, knit-backed vinyl upholstery
- 250 lbs. load capacity under normal use



SPECIFICATIONS

Seat Diameter	Base Diameter	Height Range
16"	23"	18.5"-23.5"

2156

5-Leg, Pneumatic Stool

- Premium 23" cast aluminum base with satin top & black accents
- 5-leg design for greater stability
- Full size diameter top and base for comfort and stability
- 4" thick seat for comfort
- Chrome hooded, dual wheel, nylon casters
- Large, easy to locate, D-shaped height lever
- Premium, stain resistant, woven, knit-backed upholstery
- Knock-down design saves on shipping
- Easy, no-tools assembly
- 250 lbs. load capacity under normal use



SPECIFICATIONS

Seat Diameter	Base Diameter	Height Range
16"	23"	18.5"–23.5"

2156-21

5-Leg Pneumatic Stool with Backrest

- Premium 23" cast aluminum base with satin top & black accents
- 5-leg design for greater stability
- Comfortable, padded backrest
- Full size diameter top and base for comfort and stability
- 4" thick seat for comfort
- Chrome hooded, dual wheel, nylon casters
- Large, easy to locate, D-shaped height lever
- Premium, stain resistant, woven, knit-backed upholstery
- Knock-down design saves on shipping
- Easy, no-tools assembly
- 250 lbs. load capacity under normal use



SPECIFICATIONS

Seat Diameter	Base Diameter	Height Range
16"	24"	19.5"–24.5"

2145

Hands-Free Stool

- Foot activated height control
- Contemporary styling
- Premium 23" cast aluminum base with satin top & black accents
- Firm polyfoam padding
- Soft roll, dual wheel, hooded casters
- Pneumatic cylinder height adjustment
- Premium, stain-resistant, woven, knit-backed, vinyl upholstery
- 24" black powder coated aluminum base
- 4" thick round seat
- 250 lbs. load capacity under normal use



SPECIFICATIONS

Seat Diameter	Base Diameter	Height Range
18"	23"	21"–28.5"

2166W

Lab Chair

- Contemporary styling
- Cast aluminum base with satin finish
- 2" thick padded seat and backrest
- Pneumatic cylinder height adjustment
- Fully adjustable tilting seats
- Adjustable backrest with high impact back shroud
- Soft roll, dual wheel, hooded casters
- Adjustable foot ring
- Premium, stain-resistant, woven, knit-backed, vinyl upholstery
- 250 lbs. load capacity under normal use

⚠ WARNING: This product can expose you to chemicals, including chromium, which is known to the State of California to cause cancer or reproductive toxicity. For more information go to www.P65Warnings.ca.gov.



SPECIFICATIONS

<i>Seat Diameter</i>	<i>Base Diameter</i>	<i>Height Range</i>
18"	24"	17"-22"

2175W

Office Chair

- Premium, die cast, aluminum base with satin finish top
- 2" thick padded seat and backrest
- Pneumatic cylinder height adjustment
- Fully adjustable tilting seat
- Premium, stain-resistant, woven, knit-backed, vinyl upholstery
- Wide selection of color choices
- 24" cast aluminum base
- Soft roll, dual wheel, hooded casters
- Adjustable contour backrest with high impact back shroud
- 250 lbs. load capacity under normal use



SPECIFICATIONS

<i>Seat Diameter</i>	<i>Base Diameter</i>	<i>Height Range</i>
18"	23"	21"-28.5"

2188W

Lab Chair with Arms

- Contemporary styling
- Cast aluminum base with satin finish
- 2" thick padded seat and backrest
- Contour seat for extra comfort
- Pneumatic cylinder height adjustment
- Fully adjustable tilting seats
- 23" cast aluminum base
- Adjustable contour backrest with high impact back shroud
- Soft roll, dual wheel, hooded, casters
- Adjustable padded armrests
- Adjustable foot ring
- Premium, stain-resistant, woven, knit-backed, vinyl upholstery
- 250 lbs. load capacity under normal use



SPECIFICATIONS

<i>Width</i>	<i>Depth</i>	<i>Seat Height</i>	<i>Height</i>
18"	23"	17"	32"

C-40F

F-Series Black Frame Chair/No Arms

- Black, powder coated, metal frame
- Solid plywood seat and back
- Contoured seat and back
- Angled back legs keeps back of chair away from the wall
- 2" thick, firm foam padded seat and back
- Adjustable leg levelers
- Premium, knit-backed upholstery
- Easy assembly
- 300 lbs. load capacity under normal use

⚠ WARNING: This product can expose you to chemicals, including chromium, which is known to the State of California to cause cancer or reproductive toxicity. For more information go to www.P65Warnings.ca.gov.



SPECIFICATIONS

Width	Depth	Seat Height	Height
23"	22"	17"	32"

C-50F
F-Series Black Frame Chair with Arms

- Black, powder coated, metal frame
- Solid plywood seat and back
- 2" thick, firm foam padded seat and back
- Contoured seat and back
- Angled back legs keeps back of chair away from the wall
- Adjustable leg levelers
- Durable contour plastic arms
- Premium, knit-backed upholstery
- Easy assembly
- 300 lbs. load capacity under normal use



SPECIFICATIONS

Width	Depth	Seat Height	Height
18"	18"	18"	32"

C-40B
Black Frame Chair/No Arms

- Black powder coated frame finish
- Heavy duty 1-1/2" diameter legs
- Contoured seat and back
- 2" thick, firm foam padded seat and back
- Adjustable leg levelers
- Premium, knit-backed upholstery
- 300 lbs. load capacity under normal use



SPECIFICATIONS

Width	Depth	Seat Height	Height
18"	18"	18"	32"

C-40G
Gray Frame Chair/No Arms

- Gray powder coated frame finish
- Heavy duty 1-1/2" diameter legs
- Contoured seat and back
- 2" thick, firm foam padded seat and back
- Adjustable leg levelers
- Premium, knit-backed upholstery
- 300 lbs. load capacity under normal use

! WARNING: Products featured on this page can expose you to chemicals, including diisononyl phthalate (DINP), which is known to the State of California to cause cancer. For more information go to www.P65Warnings.ca.gov.



SPECIFICATIONS

<i>Width</i>	<i>Depth</i>	<i>Seat Height</i>	<i>Height</i>
18"	18"	18"	32"

**C-50B
Black Frame Chair with Arms**

- Black powder coated frame finish
- Heavy duty 1-1/2" diameter legs
- Solid plywood seat and back
- 2" thick, firm foam padded seat and back
- Contoured seat and back
- Adjustable leg levelers
- Durable contour plastic arms
- Premium, knit-backed upholstery
- 300 lbs. load capacity under normal use



SPECIFICATIONS

<i>Width</i>	<i>Depth</i>	<i>Seat Height</i>	<i>Height</i>
32"	20"	20"	32"

**C-40X
Extra-Wide Gray Frame Chair without Arms**

- Gray powder coated frame finish
- Dual bars under seat for extra support
- Heavy duty 1-1/2" diameter legs
- Solid plywood seat and back
- Wall saver guard
- Contoured seat and back
- 2" thick, firm foam padded seat and back
- Adjustable leg levelers
- Premium, knit-backed upholstery
- 300 lbs. load capacity under normal use

OPTIONS FOR ALL PNEUMATIC NYLON-BASE STOOLS

23

Optional Glides

- Black only (fits all nylon base stools)

25

Optional Soft Roll Casters

- Glides quietly even on hard surfaces (Black only)

26

Optional Extra Tall Pneumatic Cylinder (upcharge)

- Adds 4" to low height with 7¹/₂" travel

22

Optional Foot Ring

- Height adjustable, chrome ring with black hub
- **NOTE:** Must order option 26, Extra Tall Cylinder, so the foot ring can be fitted on stool.



⚠ WARNING: Products featured on this page can expose you to chemicals, including diisononyl phthalate (DINP), which is known to the State of California to cause cancer. Option 22 can expose you to chemicals, including chromium, which is known to the State of California to cause cancer or reproductive toxicity.

For more information go to www.P65Warnings.ca.gov.

OPTIONS FOR ALL ALUMINUM BASE STOOLS

26

Optional Extra Tall Pneumatic Cylinder (upcharge)

- Adds 4" to low height with 7¹/₂" travel

23

Optional Glides

- Black only (fits all aluminum base stools)

25

Optional Soft Roll Casters

- Glides quietly even on hard surfaces (Black only)

27

Scuff Protectors

- Plastic tips protect base (Black only)

22

Optional Foot Ring

- Height adjustable, chrome ring with black hub
- **NOTE:** Must order option 26, Extra Tall Cylinder, so the foot ring can be fitted on stool.



⚠ WARNING: Products & Options featured on this page can expose you to chemicals, including chromium, which is known to the State of California to cause cancer or reproductive toxicity.

For more information go to www.P65Warnings.ca.gov.



SPECIFICATIONS

Width	Depth	Base Diameter	Height Range
20"	20.75"	24"	33"-43"

67100T One-Bin Taping Cart

- Gray laminate cabinet construction
- Easy-clean, vacuum-formed, gray, ABS, plastic top with textured finish and raised rim on all sides
- Removable plastic storage bin on easy slide track 16-1/2" L x 10-3/4" W x 5" D (42cm L x 27cm W x 13cm D)
- Easy grip, ClintonClean™ solid plastic handle
- Pneumatic height adjustment
- Stable, 5-leg, black, nylon base
- Smooth rolling, 3" ball bearing casters (7.62 cm)
- Optional glove box holder available. Add product GW-2000 Single White Steel Glove Box Holder

NOTE: Items pictured on top are not included and are not available from HomeTeam Tables.



SPECIFICATIONS

Width	Depth	Base Diameter	Height Range
20"	20.75"	24"	33"-43"

67200T Two-Bin Taping Cart

- Gray laminate cabinet construction
- Easy-clean, vacuum-formed, gray, ABS, plastic top with textured finish and raised rim on all sides
- Plastic storage compartments mounted to each long side keeps often used items close at hand
- Lockable door with soft close hinges
- 2 Removable plastic storage bins on easy slide tracks 16-1/2" L x 10-7/8" W x 3-1/2" D (42cm L x 28cm W x 9cm D)
- Easy grip, ClintonClean™ solid plastic handle
- Pneumatic height adjustment
- Stable, 5-leg, black, nylon base
- Smooth rolling, 3" ball bearing casters (7.62 cm)
- Optional glove box holder available. Add product GW-2000 Single White Steel Glove Box Holder

NOTE: Items pictured on top are not included and are not available from HomeTeam Tables.

⚠ WARNING: This product can expose you to chemicals, including chromium, which is known to the State of California to cause cancer or reproductive toxicity. For more information go to www.P65Warnings.ca.gov.



6900T Mobile Work Station

- Vacuum-formed, ABS plastic top with textured finish
- Top is rimmed on all 4 sides
- 5-leg, black, nylon base
- Smooth rolling, 3" ball bearing casters (7.62 cm)

NOTE: Items pictured on top are not included and are not available from HomeTeam Tables.

SPECIFICATIONS

Width	Depth	Base Diameter	Height Range
15.75"	18"	24"	29.5"–36"



6901T One-Bin Mobile Taping Stand

- ClintonClean™ solid plastic top
- Chrome plated, steel pole with knob-lock adjustment
- 4-leg, epoxy-coated stand with bumper guards
- Smooth rolling, 3" ball bearing casters (7.62 cm)
- Easy to remove drop in bin
- One 16-1/2" L x 10-7/8" W x 2-1/2" D plastic bin (42cm L x 28cm W x 6cm D)

NOTE: Items pictured on top are not included and are not available from HomeTeam Tables.

SPECIFICATIONS

Width	Depth	Base Diameter	Height Range
15"	21.5"	24"	30"–38"

⚠ WARNING: This product can expose you to chemicals, including chromium, which is known to the State of California to cause cancer or reproductive toxicity. For more information go to www.P65Warnings.ca.gov.



6900-BT Mobile Work Station with Bin

- Vacuum-formed, ABS plastic top with textured finish
- Top is rimmed on all 4 sides
- 5-leg, black, nylon base
- Smooth rolling, 3" ball bearing casters (7.62 cm)
- One plastic bin 10-3/4" L x 8-1/4" W x 3-1/2" D (27cm L x 21cm W x 9cm D)

NOTE: Items pictured on top are not included and are not available from HomeTeam Tables.

SPECIFICATIONS

Width	Depth	Base Diameter	Height Range
27.25"	18"	24"	27.25"–42.25"



6902T Two-Bin Mobile Taping Stand

- ClintonClean™ solid plastic top
- Chrome plated steel pole with knob-lock adjustment
- 5-leg, black, nylon base
- Smooth rolling, 3" ball bearing casters (7.62 cm)
- Two 10-3/4" L x 8-1/4" W x 3-1/2" D plastic bins (27 cm L x 21 cm W x 9 cm D)

NOTE: Items pictured on top are not included and are not available from HomeTeam Tables.

SPECIFICATIONS

Width	Depth	Base Diameter	Height Range
13.5"	21"	24"	30"–38"

WARNING: This product can expose you to chemicals, including chromium, which is known to the State of California to cause cancer or reproductive toxicity. For more information go to www.P65Warnings.ca.gov.



SPECIFICATIONS

22.5" W x 16" D x 32" H

TC-50

Wall Cabinet w/2 Doors

- 3 plastic shelves 15.5" x 19.5"
- Aluminum upright
- 2 push handles
- Each shelf rimmed on all 4 sides
- Opening between shelves is 10.5"
- Easy assembly
- 200 lbs. load capacity under normal use



SPECIFICATIONS

19.5" W x 30" D x 39" H

TC-233

Folding Cart Frame

- Chrome plated frame
- 4" rubber ball bearing casters thread into place for extra longevity
- Basket holders are epoxy coated
- **Baskets not included (mix & match heights)**
- 70 lbs. load capacity (distributed) under normal use

SEE BELOW FOR BASKET SELECTIONS

TB-206

6 in. Wire Basket

- Heavy gauge steel wire construction
- White epoxy coated finish

TB-212

12 in. Wire Basket

- Heavy gauge steel wire construction
- White epoxy coated finish

TB-2062


6 in. Wire Basket Set

- Two 6" Wire Baskets

TB-2061

6" & 12" Wire Basket Set

- One 6" and one 12" basket

 **WARNING:** This product can expose you to chemicals, including chromium, which is known to the State of California to cause cancer or reproductive toxicity. For more information go to www.P65Warnings.ca.gov.



SPECIFICATIONS

18.625" W x 19.5" D x 37.5" H

H-40
Square Tilt-Lid Hamper

- White epoxy coated lid
- Prop to keep lid open
- Chrome plated steel frame
- Pedal activated lid
- Heavy duty bag support and holder
- White holder for extra plastic bags
- 4 casters, 2 with locks

H-18
18 in. Drawstring Style Cloth Hamper Bag

- Shown on H-40, but will fit other models as well



SPECIFICATIONS

19.5" D x 36.5" H

H-25
25 in. Drawstring Style Cloth Hamper Bag

- Shown on H-40, but will fit other models as well

H-41
18 in. Round Tilt-Lid Hamper

- Chrome plated steel frame
- Spring-loaded, foot operated lid
- M-style base with bag support
- 4 rubber wheel ball bearing casters



SPECIFICATIONS

19" D x 35" H

H-48
Square Tilt-Lid Hamper

- Chrome plated steel frame
- Bag support bars
- 3 rubber wheel ball bearing casters



SPECIFICATIONS

19" D x 35" H

H-42
Adjustable Folding Hamper

- Chrome plated steel frame
- Adjusts to fit 18", 22" or 25" bags
- Folds for compact storage
- All-steel bag rest chrome plated
- 4 rubber wheel ball bearing casters



SPECIFICATIONS

Platform 14.25" W x 11.25" D x 9" H

T-40 **Chrome, Step Stool**

- All welded steel base and top (no screws or rivets)
- Rubber tread top for safety
- Reinforced rubber feet
- Durable chrome finish
- 350 lbs. load capacity under normal use



SPECIFICATIONS

Platform 14.25" W x 11.25" D x 9" H

T-50 **Chrome, Step Stool with Handrail**

- All welded steel base and top (no screws or rivets)
- Rubber tread top for safety
- Reinforced rubber feet
- Durable chrome finish
- 7/8" diameter handrail 36" high
- 350 lbs. load capacity under normal use



SPECIFICATIONS

Platform 17.25" W x 27" D x 17.25" H

T-6842 **Two-Step, Chrome, Step Stool**

- Durable chrome finish
- Extra-wide and deep tops
- Reinforced base and top
- First step 10" high x 12.25" x 17.25"
- 350 lbs. load capacity under normal use



SPECIFICATIONS

Platform 17.25" W x 27" D x 17.25" H

T-6858

Two-Step, Chrome, Step Stool with Handrail

- Angled handrail 43" at highest point
- Durable chrome finish
- Extra-wide and deep tops
- Reinforced base and top
- First step 10" high x 12.25" x 17.25"
- 350 lbs. load capacity under normal use

NOTE: Handrail can be attached to either side of the stool for left hand or right hand use.



SPECIFICATIONS

Platform 14.25" W x 11.25" D x 9" H

T-6142

Bariatric, Chrome, Step Stool

- Durable chrome finish
- Welded reinforced "X" brace
- 600 lbs. load capacity under normal use



SPECIFICATIONS

Platform 14.25" W x 11.25" D x 9" H

T-6150

Bariatric, Chrome, Step Stool

- 1" handrail 36" high
- Durable chrome finish
- Welded reinforced "X" brace
- 7/8" diameter handrail 36" high
- 600 lbs. load capacity under normal use

⚠ WARNING: This product can expose you to chemicals, including chromium, which is known to the State of California to cause cancer or reproductive toxicity. For more information go to www.P65Warnings.ca.gov.



SPECIFICATIONS

Platform 17.5" W x 12.25" D x 9" H

T-6242

Large Top, Bariatric, Chrome, Step Stool

- Durable chrome finish
- Extra wide and deep top
- Welded reinforced "X" brace
- 600 lbs. load capacity under n



SPECIFICATIONS

Platform 14.25" W x 11.25" D x 9" H

T-6250

Large Top, Bariatric, Chrome, Step Stool with Handrail

- 1" diameter handrail 36" high
- Durable chrome finish
- Extra wide and deep top
- Welded reinforced "X" brace
- 7/8" diameter handrail 36" high
- 600 lbs. load capacity under normal use



WARNING: This product can expose you to chemicals, including chromium, which is known to the State of California to cause cancer or reproductive toxicity. For more information go to www.P65Warnings.ca.gov.

HomeTeam Tables Glove Box Holders

White, Steel, Glove Box Holders

- Powder coated, steel construction
- Open design allows for easy glove identification
- All units mount horizontal or vertical
- Mounting hardware included
- Universal size fits most glove boxes
- Order in any quantity
- Multi-unit orders will be bulk packed to save on shipping



GW-2000



GW-2020



GW-2022



GW-2040



GW-2030



GW-2033

Single, White, Steel, Glove Box Holder

GW-2000	width	depth	height
As pictured:	10"	3 ³ / ₄ "	5 ¹ / ₂ "

Double, White, Steel, Glove Box Holder

GW-2020	width	depth	height
As pictured:	10"	3 ³ / ₄ "	10 ¹ / ₂ "

Double, Slimline, White, Steel, Glove Box Holder

GW-2022	width	depth	height
As pictured:	20"	4"	5 ¹ / ₂ "

Triple, White, Steel, Glove Box Holder

GW-2030	width	depth	height
As pictured:	10"	3 ³ / ₄ "	15 ⁷ / ₈ "

Triple, Slimline, White, Steel, Glove Box Holder

GW-2033	width	depth	height
As pictured:	30"	4"	5 ¹ / ₂ "

Quad, White, Steel, Glove Box Holder

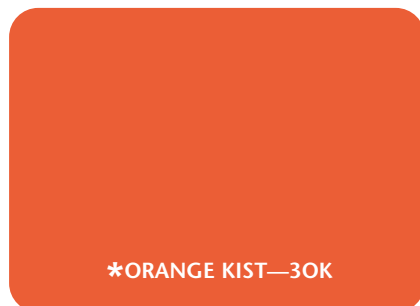

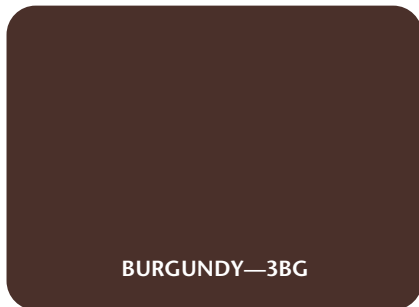

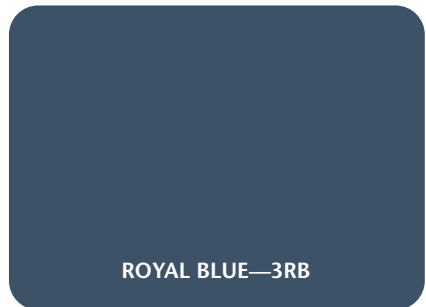
GW-2040	width	depth	height
As pictured:	22 ³ / ₈ "	3 ³ / ₄ "	10"

NOTE: White Steel Glove Box Holders may be mounted horizontally or vertically.

⚠ WARNING: This product can expose you to chemicals, including chromium, which is known to the State of California to cause cancer or reproductive toxicity. For more information go to www.P65Warnings.ca.gov.

HomeTeam Tables, Vinyl Upholstery Selections

NOTE: Other colors may be available by request, although it may result in longer wait times for delivery.



***UPCHARGE FOR THESE SPECIAL COLORS**



800-441-9131 • 717-848-3519
Toll-Free Fax 866-522-1233 • Fax 717-843-5871
www.hometeamtables.com