

HOMETEAM™

TABLES

TRAINING TABLES FOR ATHLETES EVERYWHERE

by Clinton Industries



OPEN BASE TRAINING TABLES

HOMETEAMTM TABLES

TRAINING TABLES FOR ATHLETES EVERYWHERE

by Clinton Industries

Clinton Industries believes it's time to cheer on athletes everywhere.

So we've used our 45 years of expertise in the design and manufacture of durable medical tables and equipment to develop HomeTeam Tables for the sports market. Because we believe every athlete should have access to quality equipment, we've made our tables affordable for everyone — small colleges, universities and even high schools. And we've designed them to stand up to the rigors of sports—season after season.

HomeTeam Tables are a win on design, a win on durability and a win on price, and that is a pretty good start to any season.



HomeTeam Tables™ Open Base Treatment Tables



The right equipment matters, no matter what your sport or how you train. That's why HomeTeam Tables has a variety of treatment tables to fit your needs and your budget. Play hard, train hard—HomeTeam Tables can take it, season after season.



SPECIFICATIONS

3010-27	72" L x 27" W x 31" H
---------	-----------------------

3010-30	72" L x 30" W x 31" H
---------	-----------------------

3010

Alpha Series, Treatment Table with H-Brace

- Features powder-coated, all-steel frame, and adjustable backrest
- Easy bolt-through assembly
- Paper dispenser included
- Adjustable leg levelers
- Seamless rounded corner top
- 2" firm foam padding (5 cm)
- Heavyweight, knit-backed upholstery
- 450 lbs. load capacity under normal use (204 kg)



SPECIFICATIONS

3100-27	72" L x 27" W x 31" H
---------	-----------------------

3100-30	72" L x 30" W x 31" H
---------	-----------------------

3100

Flat Top, Alpha Series, Treatment Table with H-Brace

- Gray, powder-coated, all-welded, steel frame
- Adjustable height levelers
- Pre-threaded hardware for easy assembly
- Paper dispenser included
- 2" of firm foam padding (5 cm)
- Traditional square corner top
- Fast, easy assembly with basic tools
- 450 lbs. load capacity under normal use (204 kg)

⚠ WARNING: Products featured on this page can expose you to chemicals, including diisononyl phthalate (DINP), which is known to the State of California to cause cancer. For more information go to www.P65Warnings.ca.gov.



SPECIFICATIONS

3020-27	72" L x 27" W x 31" H
3020-30	72" L x 30" W x 31" H

3020

Alpha Series, Treatment Table with Shelf

- Features powder-coated, all-steel frame, gray laminate shelf and an adjustable backrest
- Easy bolt-through assembly
- Paper dispenser included
- Adjustable leg levelers
- Seamless rounded corner top
- 2" firm foam padding (5 cm)
- Heavyweight, knit-backed upholstery
- 450 lbs. load capacity under normal use (204 kg)



SPECIFICATIONS

3200-27	72" L x 27" W x 31" H
3200-30	72" L x 30" W x 31" H

3200

Flat Top, Alpha Series, Treatment Table with Shelf

- Gray, powder-coated, all-welded, steel frame
- Gray laminate shelf
- Adjustable height levelers
- Pre-threaded hardware for easy assembly
- Paper dispenser included
- 2" of firm foam padding (5 cm)
- Traditional square corner top
- Fast, easy assembly with basic tools
- 450 lbs. load capacity under normal use (204 kg)



SPECIFICATIONS

3030-27	72" L x 27" W x 31" H
3030-30	72" L x 30" W x 31" H

3030

Alpha Series, Treatment Table with Shelving

- Features powder-coated, all-steel frame, gray laminate shelving and an adjustable backrest
- Easy bolt-through assembly
- Paper dispenser included
- Adjustable leg levelers
- Seamless rounded corner top
- 2" firm foam padding (5 cm)
- Heavyweight, knit-backed upholstery
- 450 lbs. load capacity under normal use (204 kg)



SPECIFICATIONS

3300-27	72" L x 27" W x 31" H
3300-30	72" L x 30" W x 31" H

3300

Flat Top, Alpha Series, Treatment Table with Shelving

- Gray, powder-coated, all-welded, steel frame
- Gray laminate tiered shelving and shelf
- Adjustable height levelers
- Pre-threaded hardware for easy assembly
- Paper dispenser included
- 2" of firm foam padding (5 cm)
- Traditional square corner top
- Fast, easy assembly with basic tools
- 450 lbs. load capacity under normal use (204 kg)



SPECIFICATIONS

3013-27	72" L x 27" W x 31" H
3013-30	72" L x 30" W x 31" H

3013

Flat Top, Alpha Series, Treatment Table with Drawers

- Features powder-coated, all-steel frame, gray laminate shelf, two, easy-clean, plastic drawers with gray drawer fronts and an adjustable backrest
- Easy bolt-through assembly
- Paper dispenser included
- Adjustable leg levelers
- Seamless rounded corner top
- 2" firm foam padding (5 cm)
- Heavyweight, knit-backed upholstery
- 450 lbs. load capacity under normal use (204 kg)



SPECIFICATIONS

3130-27	72" L x 27" W x 31" H
3130-30	72" L x 30" W x 31" H

3130

Flat Top, Alpha Series, Treatment Table with Drawers

- Gray, powder-coated, all-welded, steel frame
- Gray laminate drawer fronts and shelf
- Adjustable height levelers
- Pre-threaded hardware for easy assembly
- Paper dispenser included
- 2" of firm foam padding (5 cm)
- Traditional square corner top
- Fast, easy assembly with basic tools
- 450 lbs. load capacity under normal use (204 kg)

! WARNING: This product can expose you to chemicals, including chromium, which is known to the State of California to cause cancer or reproductive toxicity. For more information go to www.P65Warnings.ca.gov.

HomeTeam Tables™ Open Base, Alpha Series, Treatment Tables



SPECIFICATIONS

6198


72" L x 30" W x 31" H

6198

Flat Top, Alpha Series, Bariatric, Treatment Table

- Features powder-coated, all-steel frame
- Plywood top and welded steel frame
- 6-leg design with bolted-through assembly
- Leg levelers
- Gray laminate full length shelf with H-braces
- 2" firm foam padding (5 cm)
- 600 lbs. capacity under normal use (272 kg)

Alpha Series Options



020 Small Pillow



009 Nosehole




040 Paper Cutter



060 Large Pillow



077 Positioning Strap

 **WARNING:** Products featured on this page can expose you to chemicals, including diisononyl phthalate (DINP), which is known to the State of California to cause cancer. For more information go to www.P65Warnings.ca.gov.



SPECIFICATIONS

1010-27	72" L x 27" W x 31" H
1010-30	72" L x 30" W x 31" H

**1010
Classic Series, Treatment Table with H-Brace**

- Ultra-durable, PVC-laminated, hardwood legs
- Adjustable backrest has 6 settings of approximately: 60°, 55°, 50°, 43°, 36° & 27°
- H-brace construction
- Fast and easy, fold-up assembly
- Seamless rounded corner top
- 2" firm foam padding (5 cm)
- Heavyweight, knit-backed upholstery
- 400 lbs. load capacity under normal use (181 kg)



SPECIFICATIONS

1020-27	72" L x 27" W x 31" H
1020-30	72" L x 30" W x 31" H

**1020
Classic Series, Treatment Table with Shelf**

- Ultra-durable, PVC-laminated, hardwood legs
- Adjustable backrest has 6 settings of approximately: 60°, 55°, 50°, 43°, 36° & 27°
- Full Laminate shelf
- Fast and easy, fold-up assembly
- Seamless rounded corner top
- 2" firm foam padding (5 cm)
- Heavyweight, knit-backed upholstery
- 400 lbs. load capacity under normal use (181 kg)



SPECIFICATIONS

1030-27	72" L x 27" W x 31" H
1030-30	72" L x 30" W x 31" H

**1030
Classic Series, Treatment Table with Shelving**

- Ultra-durable, PVC-laminated, hardwood legs
- Laminate shelf, and tiered shelf storage
- Adjustable backrest has 6 settings of approximately: 60°, 55°, 50°, 43°, 36° & 27°
- Fast and easy, fold-up assembly
- Seamless rounded corner top
- 2" firm foam padding (5 cm)
- Heavyweight, knit-backed upholstery
- 400 lbs. load capacity under normal use (181 kg)



SPECIFICATIONS

300-27	72" L x 27" W x 31" H
300-30	72" L x 30" W x 31" H

300 Flat Top, Classic Series, Treatment Table with Shelving

- Ultra-durable, PVC-laminated, hardwood legs
- Laminate shelf, and tiered shelf storage
- H-brace construction
- Fast and easy, fold-up assembly
- Seamless, rounded corner top
- 2" of firm foam padding (5 cm)
- Heavyweight, knit-backed upholstery
- 400 lbs. load capacity under normal use (181 kg)



SPECIFICATIONS

100-27	72" L x 27" W x 31" H
100-30	72" L x 30" W x 31" H

100 Flat Top, Classic Series, Treatment Table with H-Brace

- Ultra-durable, PVC-laminated, hardwood legs
- H-brace construction
- Fast and easy, fold-up assembly
- Seamless, rounded corner top
- 2" of firm foam padding (5 cm)
- Heavyweight, knit-backed upholstery
- 400 lbs. load capacity under normal use (181 kg)



SPECIFICATIONS

200-27	72" L x 27" W x 31" H
200-30	72" L x 30" W x 31" H

200 Flat Top, Classic Series, Treatment Table with Shelf

- Ultra-durable, PVC-laminated, hardwood legs
- Full Laminate shelf
- H-brace construction
- Fast and easy, fold-up assembly
- Seamless, rounded corner top
- 2" of firm foam padding (5 cm)
- Heavyweight, knit-backed upholstery
- 400 lbs. load capacity under normal use (181 kg)



SPECIFICATIONS

1013-27 72" L x 27" W x 31" H

1013-30 72" L x 30" W x 31" H

1013

Classic Series, Treatment Table with Drawers

- Ultra-durable, PVC-laminated, hardwood legs
- Laminate shelf and two easy clean, plastic drawers
- Satin chrome pulls
- Drawers can be positioned at either end, and from either side
- Drawers can hold up to 75 lbs (34 kg)
- Adjustable backrest has 6 settings of approximately: 60°, 55°, 50°, 43°, 36° & 27°
- Fast and easy, fold-up assembly
- Seamless rounded corner top
- 2" firm foam padding (5 cm)
- Heavyweight, knit-backed upholstery
- 400 lbs. load capacity under normal use (181 kg)



SPECIFICATIONS

1300-27 72" L x 27" W x 31" H

1300-30 72" L x 30" W x 31" H

1300

Flat Top, Classic Series, Treatment Table with Drawers

- Ultra-durable, PVC-laminated, hardwood legs
- Laminate shelf and two easy clean, plastic drawers
- Satin chrome pulls
- Drawers can be positioned at either end, and from either side
- Drawers can hold up to 75 lbs (34 kg)
- Fast and easy, fold-up assembly
- Seamless rounded corner top
- 2" firm foam padding (5 cm)
- Heavyweight, knit-backed upholstery
- 400 lbs. load capacity under normal use (181 kg)

Classic Series Options



077- Positioning Strap



030- Paper Dispenser



040- Paper Cutter



034- Paper Dispenser
& Cutter Combo



20- small Pillow



009-Nose Hole

HomeTeam Tables™ Classic Series, Laminate/PVC Overlay Selections



Dark Cherry

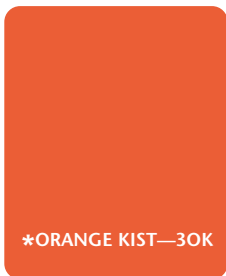



Natural

HomeTeam Tables™ Upholstery Selections

Standard Upholstery Colors

NOTE: Other colors may be available by request, although it may result in longer wait times for delivery.



***UPCHARGE FOR THESE SPECIAL COLORS**



800-441-9131 • 717-848-3519
Toll-Free Fax 866-522-1233 • Fax 717-843-5871
www.hometeamtables.com