



98044-38DL  
 with Adjustable Backrest



98044-58DL  
 with Flat Top

**MODELS 98044-38DL & 98044-58DL**

- All laminated construction
- Adjustable backrest with 6 settings of approximately: 60°, 55°, 50°, 43°, 36° & 27° on **model 98044-38DL**
- Independent double leg lifts with settings of approximately: 46°, 41°, 38°, 35°, 29° & 22°
- Sliding doors can be positioned for open shelf access left, right or center
- Each section has one shelf
- Seamless rounded corners on top sections
- 2" firm foam padding
- Heavyweight, knit-backed upholstery
- Ships assembled
- 425 lbs. load capacity under normal use (193 kg)

SPECIFICATIONS

98044-38DL	78" L x 30" W x 31" H
98044-58DL	78" L x 30" W x 31" H




**Prop 65 Warning**

**!** **WARNING:** This product can expose you to chemicals, including diisononyl phthalate (DINP), which is known to the State of California to cause cancer. For more information go to [www.P65Warnings.ca.gov](http://www.P65Warnings.ca.gov).

**2**

**Laminate Colors**



*Dark Cherry*



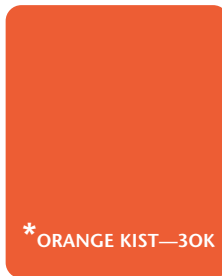


*Maple*



*Gray*

**Standard Upholstery Colors**

*NOTE: Other colors may be available by request, although it may result in upcharges and longer lead times.*



**\*UPCHARGE FOR THESE SPECIAL COLORS**