



**MODELS: 91200**

- All laminate construction
- Sleek, panel leg, space saver design
- Adjustable backrest with 6 settings of approximately: 27°, 36°, 43°, 50°, 55° & 60°
- Pull-out, slate gray, laminate leg rest on steel track extends the table to 72"
- Scratch resistant topcoat finish
- Ships flat for easy handling and extra savings
- Fast and easy assembly
- Seamless rounded corner top
- 2" firm foam padding (5 cm)
- Heavyweight, knit-backed upholstery
- 400 lbs. load capacity under normal use (181 kg)

SPECIFICATIONS

91100 58"/72" extendedL x 30" W x 31" H



**Prop 65 Warning**

**!** **WARNING:** This product can expose you to chemicals, including diisononyl phthalate (DINP), which is known to the State of California to cause cancer. For more information go to [www.P65Warnings.ca.gov](http://www.P65Warnings.ca.gov).

**2**

**Options**



034- Paper Dispenser & Holder Combo

040- Paper Holder

030- Paper Dispenser


**Laminate Colors**



*Dark Cherry*



*Maple*



*Gray*

**Standard Upholstery Colors**

*NOTE: Other colors may be available by request, although it may result in upcharges and longer lead times.*



SLATE BLUE—3SB



WEDGEWOOD—3WW



ROYAL BLUE—3RB



\*AMERICAN RED—3AR




BURGUNDY—3BG




WARM GRAY—3WG



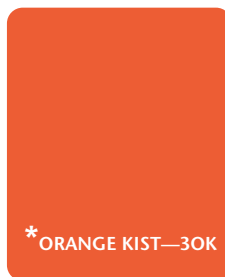
COUNTRY MIST—3CM



GUNMETAL—3GM



BLACK—3BK



\*ORANGE KIST—3OK



\*DEEP PURPLE—3DP



\*GROTTO GREEN—3GG

**\*UPCHARGE FOR THESE SPECIAL COLORS**

*NOTE: Due to the variations in computer monitors, tablets, smartphones, other electronic displays and printers, actual colors may vary. Actual samples are available in most cases.*