



MODELS: 91010-27 & 91010-30

- No upcharge for adjustable backrest
- All laminate construction
- Sleek panel leg design
- Adjustable backrest with 6 settings of approximately: 27°, 36°, 43°, 50°, 55° & 60°
- Scratch resistant topcoat finish
- Ships flat for easy handling and extra savings
- Fast and easy assembly
- Seamless rounded corner top
- 2" firm foam padding (5 cm)
- Heavyweight, knit-backed upholstery
- 400 lbs. load capacity under normal use (181 kg)

SPECIFICATIONS

91010-27	72" L x 27" W x 31" H
91010-30	72" L x 30" W x 31" H



Prop 65 Warning

! **WARNING:** This product can expose you to chemicals, including diisononyl phthalate (DINP), which is known to the State of California to cause cancer. For more information go to www.P65Warnings.ca.gov.

2

Options



034– Paper Dispenser & Holder Combo


040– Paper Holder

030– Paper Dispenser

088–Flat Top

009–Nose Hole


Laminate Colors



Dark Cherry



Maple



Gray

Standard Upholstery Colors

NOTE: Other colors may be available by request, although it may result in upcharges and longer lead times.



SLATE BLUE—3SB



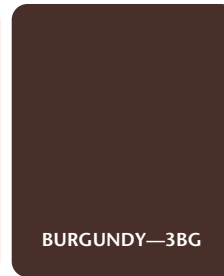
WEDGEWOOD—3WW



ROYAL BLUE—3RB



*AMERICAN RED—3AR



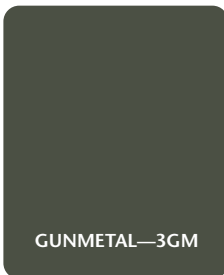
BURGUNDY—3BG




WARM GRAY—3WG



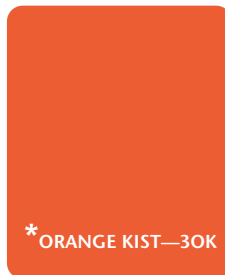
COUNTRY MIST—3CM



GUNMETAL—3GM



BLACK—3BK



*ORANGE KIST—3OK



*DEEP PURPLE—3DP



*GROTTO GREEN—3GG

***UPCHARGE FOR THESE SPECIAL COLORS**

NOTE: Due to the variations in computer monitors, tablets, smartphones, other electronic displays and printers, actual colors may vary. Actual samples are available in most cases.