



91009
 with Adjustable Backrest



91009-088
 with Optional Flat Top

MODEL 91009


- All laminated construction
- Choose flat top or adjustable backrest
- No additional charge for adjustable backrest
- Adjustable backrest with 6 settings of approximately: 60°, 55°, 50°, 43°, 36° & 27°
- Center drawer section has three drawers that hold up to 75 lbs.
- Drawer section is easily reversible for access from either side
- Drawers have smooth glides for easy open and close
- Two, closed-door, storage compartments with access from both sides
- 1 adjustable shelf behind each door
- Seamless rounded corners on top sections
- Brushed satin pulls
- 2" firm foam padding
- Heavyweight, knit-backed upholstery
- Four sizes
- Ships assembled
- 425 lbs. load capacity under normal use (193 kg)

SPECIFICATIONS

91009-27	72" L x 27" W x 31" H
91009-30	72" L x 30" W x 31" H
91009-28	78" L x 27" W x 31" H
91009-38	78" L x 30" W x 31" H




Prop 65 Warning

 **WARNING:** This product can expose you to chemicals, including chromium, which is known to the State of California to cause cancer or reproductive toxicity. For more information go to www.P65Warnings.ca.gov.



20- Small Pillow 60- Large Pillow 030- SPaper Dispenser 040- Paper Cutter 034- Paper Dispenser/ Cutter Combo



009-Nose Hole




055-Door & Drawer Locks



088-Flat Top

Laminate Colors



Dark Cherry



Maple



Gray

Standard Upholstery Colors

NOTE: Other colors may be available by request, although it may result in upcharges and longer lead times.



***UPCHARGE FOR THESE SPECIAL COLORS**