

4-Station, Cabinet Style, Multi-Taping Stations



- Four stations with flat tops
- 36", 42" & 48" Sizes
- Easy-clean, 1.5" laminate construction
- Easy access shelf under each seat
- Standard drawer and doors storage
- Locking drawer
- One shelf behind each front door
- Rear compartment on 36" model
- Rear door storage on 42" & 48" models
- Tough, knit-backed, vinyl upholstery
- 650 lbs combined load and force capacity

7499-36 Specifications

Each Station Seat — 36" D x 27" W
 Seat Height — 36"
 Total Width — 160.5"

7499-42 Specifications

Each Station Seat — 42" D x 27" W
 Seat Height — 36"
 Total Width — 160.5"

7499-48 Specifications

Each Station Seat — 48" D x 27" W
 Seat Height — 36"
 Total Width — 160.5"



Drawer Storage



Cabinet Storage



Prop 65 Warning

! **WARNING:** This product can expose you to chemicals, including chromium, which is known to the State of California to cause cancer or reproductive toxicity. For more information go to www.P65Warnings.ca.gov.



055 Option
 Door & Drawer Locks



711 Option
 Full Extension,
 Pull-Out Tray



712 Option
 2-Drawer Conversion



712 Option
 3-Drawer Conversion



714 Option
 42" Height Seat



715 Option
 Trash Receptacle



717 Option
 Upholstered Wall
 Mounted Backrest Pad



718 Option
 Laminated Hook &
 Loop Wall Board



822 Option
 Laminate Team Logo
 Wall Board



823 Option
 Laminate Countertop for
 Taping Stations



825 Option
 Laminate Team Logo
 Side Panel



716 Option
 Fixed 75° Backrest



720 Option
 Logo Backrest Sleeve



824 Option
 Laminate Door with Team Logo




729 Option
 Team Logo Wall Sticker
 24" x 24" Max

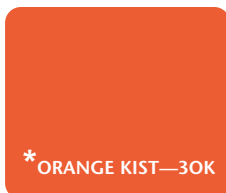
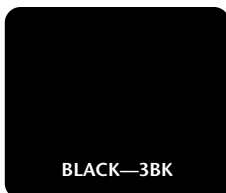

831 Option
 Team Logo Wall Sticker
 12" x 12" Max

830 Option
 Team Logo Wall Sticker
 6" x 6" Max

Laminate/PVC Colors



Standard Upholstery Colors NOTE: Other colors may be available by request, although it may result in upcharges and longer lead times.



***UPCHARGE FOR THESE SPECIAL COLORS**