

**Ironside, Taping Table with Connecting Shelves ,  
 Drawer(s) and Open Shelf Storage Modules**



31703-4 Four Stations

31703-3 Three Stations

31703-2 Two Stations



**Specifications**

Each Station Seat — 48" D x 30" W  
 Each Seat Section — 40.25" D x 24.5" W x 36 Seat H"  
 Each Connecting Shelf — 37" D x 19" W

31703-2 Two Station Model: ..... 73.5" W  
 31703-3 Three Station Model: ..... 117" W  
 31703-4 Four Station Model: ..... 160.5" W

- Gray, powder-coated, all-steel frame
- Connecting, upper and lower, laminate shelves
- Smooth-glide drawer with metal sides that holds up to 75 lbs in connecting sections
- Satin, chrome, drawer pulls
- Laminate open shelf storage modules under each seat
- One adjustable shelf in each module
- Rigid, plastic, side panels—great for team logo option
- Each seat is 30" wide and 48" deep
- Easy bolt-through assembly
- Adjustable leg levelers
- Seamless rounded corner tops
- 2" firm foam padding (5 cm)
- Heavyweight, knit-backed upholstery
- 450 lbs. load capacity under normal use (204 kg)

**Prop 65 Warning**

**!** **WARNING:** This product can expose you to chemicals, including diisononyl phthalate (DINP), which is known to the State of California to cause cancer. For more information go to [www.P65Warnings.ca.gov](http://www.P65Warnings.ca.gov).

**Ironside, Multi-Seat, Taping Tables Options**



**717 Option**  
 Upholstered Wall Mounted  
 Backrest Pad



**718 Option**  
 Laminated Hook & Loop  
 Wall Board



**822 Option**  
 Laminate Team Logo Wall  
 Board



**715 Option**  
 Drop-In, Waste Hamper for  
 Taping Stations



**823 Option**  
 Laminate Countertop for  
 Ironside Taping Tables



**824 Option**  
 Team Logo Laminate Doors  
 Ironside




**721 Option**  
 Team Logo Side Panels/  
 Ironside



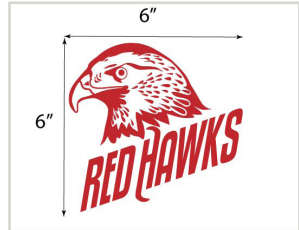
**710 Option**  
 Door/Drawer Locks



**729 Option**  
 Team Logo Wall Sticker  
 24" x 24" Max




**831 Option**  
 Team Logo Wall Sticker  
 12" x 12" Max



**830 Option**  
 Team Logo Wall Sticker  
 6" x 6" Max

**Laminate/PVC Colors**



Dark Cherry



Maple



Gray


**Standard Upholstery Colors** NOTE: Other colors may be available by request, although it may result in upcharges and longer lead times.



SLATE BLUE—3SB



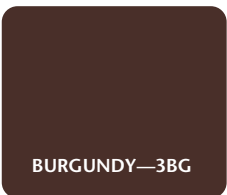
WEDGEWOOD—3WW



ROYAL BLUE—3RB



\*AMERICAN RED—3AR



BURGUNDY—3BG



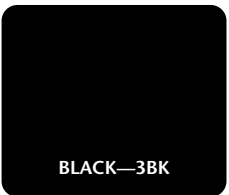
WARM GRAY—3WG



COUNTRY MIST—3CM



GUNMETAL—3GM



BLACK—3BK



\*ORANGE KIST—3OK



\*DEEP PURPLE—3DP



\*GROTTO GREEN—3GG

**\*UPCHARGE FOR THESE SPECIAL COLORS**