

Classic, Cart-Mate, Taping Stations with Upper Shelf and Front E-Z Access Compartment

1781-4 Four Stations



1781-3 Three Stations



- Easy-clean, high pressure, laminated-plywood frame and ultra-durable, PVC-laminated legs
- Connecting, laminate, shelves top and half shelves on bottom
- Full, upper shelf with special, plastic, E-Z access compartment for often used items
- Laminate carts with 4-drawers; 3" locking, swivel casters; 3/4" ClintonClean™ solid, plastic bumper; and 3/4" ClintonClean™ solid, plastic top
- Smooth glide drawers with one-piece metal sides hold up to 75 lbs.
- Satin finish pulls
- Other cart configurations are available
- Easy bolt-through assembly
- Adjustable leg levelers
- Seamless, rounded corner 27" wide tops
- 2" firm foam padding (5 cm)
- Heavyweight, knit-backed upholstery
- 450 lbs. load capacity under normal use (204 kg)



1781-2 Two Stations

SPECIFICATIONS

Each Station Seat	— 48" D x 27" or 30" W
Each Seat Section	— 39" D x 24" W x 36 Seat H"
Each Connecting Top Shelf	— 40" D x 21" W
Each Connecting Lower Shelf	— 21.75" D x 21" W

27" wide Seats	
1781-2 Two Stations: 72" W
1781-3 Three Stations: 117" W
1781-4 Four Stations: 162" W

Prop 65 Warning

! **WARNING:** This product can expose you to chemicals, including chromium, which is known to the State of California to cause cancer or reproductive toxicity. For more information go to www.P65Warnings.ca.gov. **1**

Classic, Cart-Mate, Taping Tables Options



717 Option
 Upholstered Wall
 Mounted Backrest Pad



718 Option
 Laminated Hook & Loop
 Wall Board



822 Option
 Laminate Team Logo
 Wall Board



823 Option
 Laminate Countertop for
 Classic Taping Stations



055 Option
 Door/Drawer Locks




721 Option
 Team Logo Side Panels/
 Classic




728 Option
 Team Logo Vinyl Sticker on
 Classic Table Frame



729 Option
 Team Logo Wall Sticker
 24" x 24" Max



831 Option
 Team Logo Wall Sticker
 12" x 12" Max



830 Option
 Team Logo Wall Sticker
 6" x 6" Max



042
 Cart Option




043
 Cart Option



824-CM
 Laminate Front with logo Option

Laminate/PVC Colors



Dark Cherry



Maple



Gray

Standard Upholstery Colors NOTE: Other colors may be available by request, although it may result in upcharges and longer lead times.



SLATE BLUE—3SB



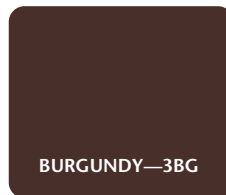
WEDGEWOOD—3WW



ROYAL BLUE—3RB



*AMERICAN RED—3AR



BURGUNDY—3BG



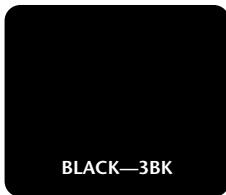
WARM GRAY—3WG



COUNTRY MIST—3CM



GUNMETAL—3GM



BLACK—3BK



*ORANGE KIST—3OK



*DEEP PURPLE—3DP



*GROTTO GREEN—3GG

***UPCHARGE FOR THESE SPECIAL COLORS**