

Flat Top, Classic Series, Straight Line Treatment Table




MODEL 100

- No upcharge for flat top
- Solid hardwood legs
- H-brace construction
- Legs have pre-inserted carriage bolts for fast easy assembly
- Seamless, rounded corner, flat top
- 2" of firm foam padding (5 cm)
- Available in Natural and Dark Cherry finish
- Choice of upholstery colors
- Fast, easy assembly with basic tools
- 400 lbs. load capacity under normal use (181 kg)

SPECIFICATIONS


100-27	72" L x 27" W x 31" H
100-30	72" L x 30" W x 31" H
100-38	78" L x 30" W x 31" H

California residents please be advised of the following, pursuant to Proposition 65:

 **WARNING:** This product can expose you to chemicals, including diisononyl phthalate (DINP), which is known to the State of California to cause cancer. For more information go to www.P65Warnings.ca.gov.

2

Options




20- small Pillow



034- Paper Dispenser & Cutter Combo



040- Paper Cutter




030- Paper Dispenser



005- Special Height



006- Special Length



009- Nose Hole

Finishes



Dark Cherry



Natural

Standard Upholstery Colors

NOTE: Other colors may be available by request, although it may result in upcharges and longer wait times for delivery.



NOTE: Due to the variations in computer monitors, tablets, smartphones, other electronic displays and printers, actual colors may vary. Actual samples are available in most cases.

***UPCHARGE FOR THESE SPECIAL COLORS**